

# Writing Tricky Words

## Home Learning Challenges

Dip a paintbrush into some water and paint some words on a dry surface outside, such as paving slabs. You could try writing these tricky words; all, said, the, into, was.



Create rainbow words. Ask a grown-up to write a tricky word onto paper using a pencil. Trace over the word several times, each time with a different colour from the rainbow.

said



all

the

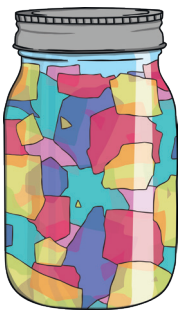
into

was

With the help of a grown-up, write some tricky words on pieces of paper and lay them on the floor, like a path. Jump along the path, saying each tricky word as you land on it.



Play a lucky dip game. Ask a grown-up to write out some tricky words onto small



pieces of paper, fold them up and place them in a container. Pull out a word and copy it onto paper or a whiteboard. You may like to try the words; he, she, we, me.

Create a treasure hunt. Ask a grown-up to write some tricky words on paper and hide these around the house or garden. Search

for the words and when you find one, write it down on a detective notepad.



Tip a small amount of flour onto a flat surface and spread it out with your hand. Copy some tricky words into the flour using your finger. You could try writing; I, no, to, go.