







St Michael's Nursery and Infant School
Reception - Medium Term Planning – Spring 1

Possible Themes/interests/ lines of enquiry

These themes/ideas may change depending on the children's interests:

- Journeys
- Winter
- Local area
- Maps
- Chinese New Year
- Healthy Eating

Focused Texts



We use Development Matters to help us create our EYFS curriculum. Every child develops in their own unique way. The milestones below are suggested general focuses for the half term however we will use our professional judgement to support individual needs within their learning journey, adjusting our practice appropriately.

Communication and Language	
Focus	Possible Activities
<p>Use new vocabulary through the day. Listen to and talk about stories to build familiarity and understanding. Articulate their ideas and thoughts in well-formed sentences.</p>	<ul style="list-style-type: none"> • Explain new vocabulary in the context of story • Link events in a story to own experiences – Walk around the local area. • Take on different roles in imaginative play, to interact and negotiate with people in longer conversations – Gruffalo’s Child story sack in role play area. Hansel and Gretel characters in small world. • NELI Language Intervention Programme to continue.
Personal, Social and Emotional Development	
Focus	Possible Activities
<p>Identify and moderate their own feelings socially and emotionally. Know and talk about the importance of healthy eating.</p>	<ul style="list-style-type: none"> • Nurture group to start with Mrs Carter • Visit local supermarket and to look at different produce • Read Ruby’s Worry
Physical Development	
Focus	Possible Activities
<p>Progress towards a more fluent style of moving, with developing control and grace. Develop balance. Develop and refine ball skills – kicking and passing Confidently and safely use a range of large and small apparatus indoors and outside – in a group Develop their small motor skills so that they can use a range of tools competently, safely and confidently. Suggested tools: pencils for writing.</p>	<ul style="list-style-type: none"> • Weekly dance/gymnastics with Miss Smyth • Crates and plants on the outdoor area • Large footballs outside • Pencil control sheets in writing area
Literacy	
Focus	Possible Activities
<p>Read Ditty Stories. Spell words by identifying the sounds and then writing the sound with letter/s.</p>	<ul style="list-style-type: none"> • Follow RWI planning • Daily Pinny time to secure Set 1 sounds • 1:1 Tutoring for lowest 20% • Weekly improvement time for letter formation • Name writing

Mathematics	
Focus	Possible Activities
<p>Mastering Number:</p> <ul style="list-style-type: none"> - Begin to identify missing parts for numbers within 5 - Explore the structure of the numbers 6 and 7 as '5 and a bit' and connect this to finger patterns and the Hungarian number frame - Focus on equal and unequal groups when comparing numbers <p>WRM Shape, Space and Measure:</p> <ul style="list-style-type: none"> - Comparing Mass and Capacity 	<ul style="list-style-type: none"> • Daily 'Mastering Number' sessions 4x a week – see separate planning. • Focused SSM teaching session 1x week (Fridays) – follow WRM planning • Weekly continuous provision enhancements – suggested activities in separate maths planning. • Large pebbles in the sand for building towers/walls/divides.
Understanding the World	
Focus	Possible Activities
<p>Draw information from a simple map. Describe what they see, hear and feel whilst outside.</p> <p>RE:</p> <ul style="list-style-type: none"> · Where do I belong? · What are special clothes? 	<ul style="list-style-type: none"> • Walk around the local area – recording what we can see using clipboards. • Look at maps of our local area – can we find the train station? Church etc? • Draw simple maps of their immediate environment, or maps from imaginary story settings they are familiar with. • Map out our journey to school • Miss Swinburne to follow Cumbria Syllabus for RE
Expressive Arts and Design	
Focus	Possible Activities
<p>Return to and build on their previous learning, refining ideas and developing their ability to represent them.</p>	<ul style="list-style-type: none"> • Provide children with a range of materials for children to construct with. Encourage them to think about and discuss what they want to make. Discuss problems and how they might be solved as they arise. Reflect with children on how they have achieved their aims.